








# COMING HOME

Whether your style is Modern, Classic, Eclectic or Rustic, your home is where your heart is. Choosing the right cabinetry to fit your style will create a space that's warm, inviting and personalized. Woodland offers thousands of color, door style and organizational combinations that are sure to fit your exacting tastes. Woodland's flexibility and affordability allow you to pick and choose the features that fit your style, your life, your budget... and your dreams.







WOODLAND CABINETRY

**Perimeter:**

Door Style:

**Tara Plus**

Wood:

**Maple**

Opaque:

**White**

**Beaded Face Frame  
and Concealed Hinges**

**Island:**

Door Style:

**Tara Plus**

Wood:

**Walnut**

Stain:

**Sienna**

**Beaded Face Frame  
and Concealed Hinges**







Door Style:  
**Rustic  
Farmstead 5 Pc**

Wood:  
**Oak**

Finish:  
**Reclaimed Patina**



WOODLAND CABINETRY








WOODLAND CABINETRY

Door Style:  
**Hill Plus 5 Pc**  
Wood:  
**Oak**  
Stain:  
**Charcoal Wash**







Door Style:  
**Heritage**  
Wood:  
**Alder**  
Stain/Glaze:  
**Chestnut/Ebony Glaze**



WOODLAND CABINETRY








WOODLAND CABINETRY

**Perimeter:**  
Door Style:  
**Rustic Hampton**  
Wood:  
**Alder**  
Stain:  
**Sienna**  
**1 Pc / 5 Pc Combination  
Drawer Front**

**Accent:**  
Door Style:  
**Hampton**  
Wood:  
**Maple**  
Opaque:  
**River Rock**







Door Style:  
**Galveston**  
Wood:  
**Cherry**  
Stain:  
**Spice**



WOODLAND CABINETRY







WOODLAND CABINETRY

**Perimeter:**  
Door Style:  
**Mission Plus**

Wood:  
**Maple**

Opaque:  
**Lace**

**1 Pc / 5 Pc Combination  
Drawer Front**

**Island:**

Door Style:  
**Rustic Farmstead 5 Pc**

Wood:  
**Hickory**

Finish:  
**Reclaimed Patina**







Door Style:  
**Easton Plus**  
Wood:  
**Maple**  
Stain:  
**Sable**



WOODLAND CABINETRY





WOODLAND CABINETRY

Door Style:  
**Summit Plus 5 Pc**  
Wood:  
**Maple**  
Opaque:  
**Crème**







**Wall Cabinets:**

Door Style:  
**Cascade**

Wood:  
**Maple**

Opaque:  
**Silver Bay**

**Base Cabinets:**

Door Style:  
**Cascade**

Wood:  
**Alder**

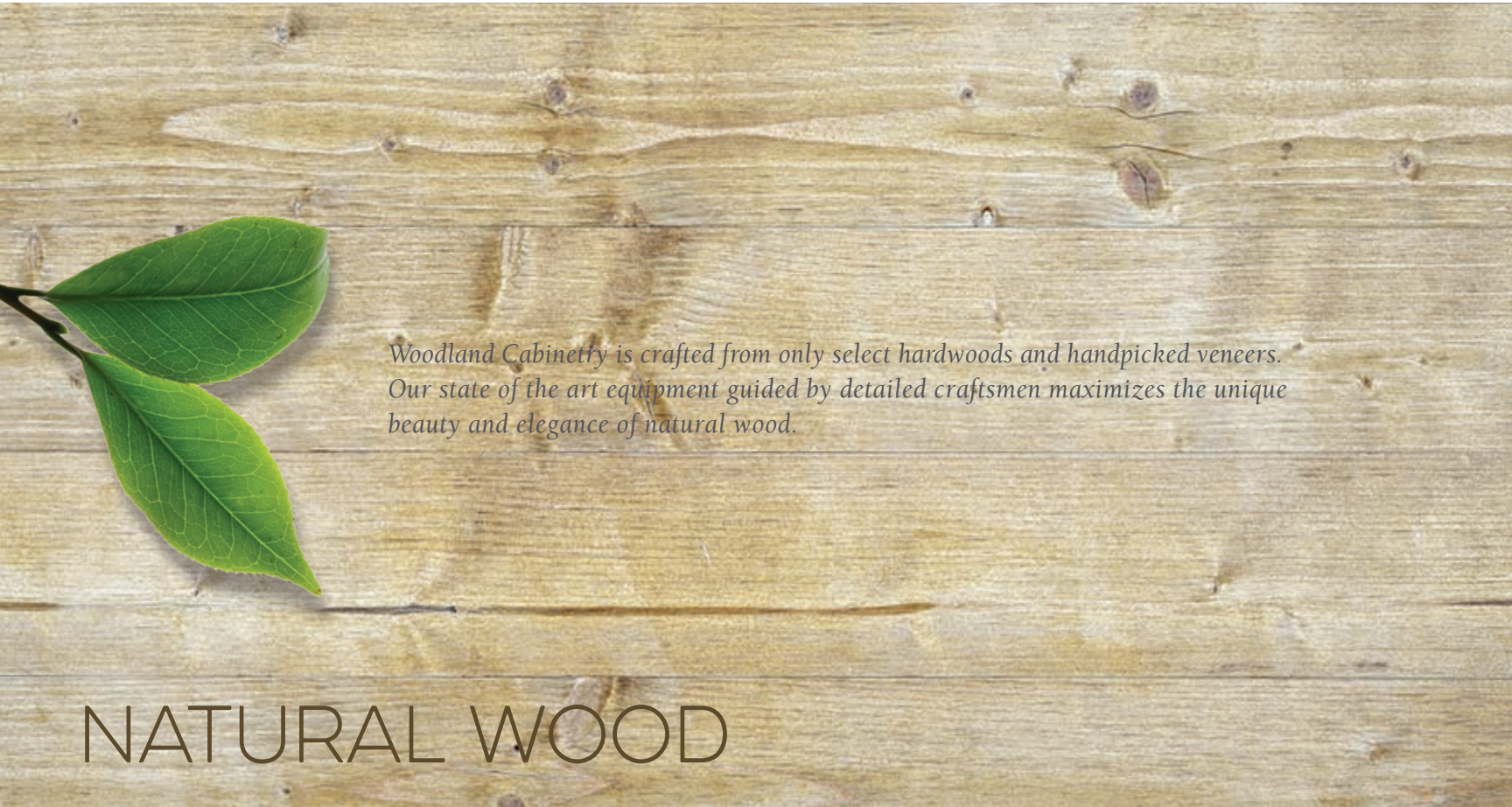
Stain:  
**Pewter**



WOODLAND CABINETRY







Overlay refers to the amount of frame that is covered by the door and drawer front. Reveal refers to the amount of visible face frame when the doors and drawers are closed.



**FO FULL OVERLAY**

Full overlay covers most of the frame leaving a ¼” reveal of the frame exposed.



**SO STANDARD OVERLAY**

Standard overlay covers less of the frame leaving a 1” reveal of the frame exposed.



**IN INSET**

A classic look where the door and drawer front is inset into the face frame leaving the entire face frame exposed.

# NATURAL WOOD CHARACTERISTICS

The uniqueness of wood is its variation in color and grain pattern. Just as no two trees are alike, no two pieces of wood are alike.



**Cherry** is a rich, premium hardwood. Coloring can range from pinkish brown, white, green or yellow. Cherry typically has sapwood, pitch pockets, streaks and pin knots and will darken with age.



**Alder** is a hardwood that is lighter in weight and softer than other hardwoods. Alder has a fine, straight grain similar to Cherry and Maple with a uniform honey color. Some tight knots are typically present. Alder stains well across the full color spectrum.



**Maple** is a dense, straight-grained hardwood with uniform coloring. When stained, Maple can have a mottled appearance and small mineral streaks. Maple will age slightly over time.



**Walnut** is a premium hardwood that has long been prized for its rich beauty, warmth and strength. The grain is generally straight and open, but sometimes has wavy or curly patterns. Color can vary from creamy white to light or chocolaty brown, occasionally with darker sapwood streaks. Walnut will “mellow” and lighten as it ages.



**Quartersawn Red Oak** (QSO) is achieved through the old fashioned method of cutting logs where the logs are first cut into four quarters and then cut on the diagonal from the center of the tree out towards the edges. This method is what gives QSO its distinctive straight line grain pattern. QSO will have medullary ray flecks. This fleck pattern may appear reflective and lighter than the surrounding grain after it’s stained.



**Hickory** is a strong hardwood with dramatic color variations and grain patterns. Color can vary from white to deep brown in the same piece of lumber, evening out slightly over time. Hickory will have some knots, mineral streaking, pin holes and burls.



**Red Oak** is known for its strength and stability and has a prominent open grain. Oak ranges in color from white to yellow to reddish brown. Small pin knots and minor mineral streaking are present. Graining may vary from closely knit to a sweeping arch pattern.

Woodland’s **Rustic** offerings in Cherry, Alder, Maple, Walnut, Hickory and Oak are hand selected to have more pronounced variations of their respective natural characteristics. You’ll find greater color variation, more noticeable graining, and additional knots, mineral streaks, burls and pinholes.





DOOR STYLES

SLAB



LOFT HG  
TSS  
Available in 8 Colors



LOFT VG  
TSS  
Available in 8 Colors



METRO HG  
(C)(M)(O)  
Rift Cut Wood Veneer



METRO VG  
(C)(M)(O)  
Rift Cut Wood Veneer



SOHO HG  
(C)(M)(O)  
Rift Cut Wood Veneer



SOHO VG  
(C)(M)(O)  
Rift Cut Wood Veneer



CASCADE  
(C)(A)(M)(H)(O)



FRESCO  
(C)(A)(M)

FLAT PANEL



RICHLAND  
(C)(A)(M)(Q)(H)(O)



HILL  
(C)(A)(M)(Q)(H)(O)




HILL II  
(A)(H)(O)



VINTAGE  
(C)(A)(M)(H)(O)



MISSION  
(C)(A)(M)(W)(Q)(H)(O)



SUMMIT  
(C)(A)(M)



PORTLAND  
(C)(A)(M)(H)(O)



EASTON  
(C)(A)(M)



TAYLOR  
(C)(A)(M)(W)



SANTA FE  
(C)(A)(M)



LIBERTY  
(C)(A)(M)



VISTA  
(C)(A)(M)



CLASSIC  
(C)(A)(M)(O)



COLONY  
(C)(A)(M)(H)(O)



PINNACLE  
(C)(A)(M)(H)(O)



HAYWARD  
(C)(A)(M)(H)(O)



JAMESTOWN  
(C)(A)(M)(H)(O)



NEWPORT  
(C)(A)(M)(H)(O)



BRIDGEPORT  
(C)(A)(M)






WINFIELD  
C A M W



BELMONT  
C A M



LAKEWOOD  
C A M



RAISED PANEL



GALVESTON  
C A M W Q H O



GLENWOOD  
C A M H O



WATERFORD  
C A M W H



VILLAGER  
C A M H O



VILLAGER ARCH  
C A M H O



VILLAGER CATHEDRAL  
O



WINDSOR  
C A M H O



WINDSOR ARCH  
C A M H O



DAYTON  
C A M H O



MAYFIELD  
C A M H O



HERITAGE  
C A M O



HAMPTON  
C A M H O



PRESCOTT  
C A M



ALBANY  
C A M



PROVINCIAL  
C A M O



PRINCETON  
C A M



WYNDAM  
C A M W



CAMDEN  
C A M



RUSTIC ONLY



RUSTIC HOMESTEAD 5 PC  
A H O



RUSTIC FARMSTEAD 5 PC  
A H O



RUSTIC PLANK  
C A M H O

RUSTIC WOOD  
AVAILABLE IN MOST  
DOOR STYLES.

Visit our website at  
[woodlandcabinetry.com](http://woodlandcabinetry.com)  
or see your Woodland  
Cabinetry dealer for details.



INSET



CAPE COD  
C M O



CREEKSIDE  
C M



SUTTON  
C M W



EDEN  
C M



TARA  
C M W



LENNOX  
C M



CHARLESTON  
C M



GRANDVIEW  
C M W



WELLINGTON  
C M W



HOLBROOK  
C M





# ORGANIZING YOUR KITCHEN

Our well-designed organization options make your space functional as well as stylish. Everything has its place so items are accessible and it's a breeze to keep tidy with items tucked away and out of sight. Take note and bring these ideas to your Woodland dealer when designing your cabinetry project. For a full selection of our organization products and accessories, visit our website at [woodlandcabinetry.com](http://woodlandcabinetry.com).



SUPER SUSAN



TWO-TIERED CUTLERY DRAWER



BLIND CORNER OPTIMIZER



SUPER PANTRY WITH TOE KICK DRAWER



WALL FILLER SPICE PULL OUT



VANITY ORGANIZER PULL OUT



KNIFE & UTENSIL PULL OUT



BLIND CORNER SWING OUT SHELVES



U-SHAPED CHROME PULL OUT BASKET



PULL OUT LAUNDRY HAMPER






POP UP MIXER SHELF



SINK BASE DRIP TRAY



TILT UP HINGE



ROLL OUT TRAYS



WASTE BASKET / RECYCLE PULL OUT



TOP STORAGE DRAWER



PLATE ORGANIZER



MINI PANTRY / SPICE PULL OUT



KNIFE BLOCK INSERT



TALL PULL OUT PANTRY



### IDEAS

Every kitchen is unique – from the cabinetry and hardware to finishes and color – and every cook has their own way of using the kitchen. Before starting your design, make a list of what's important in your new design. Some questions to ask yourself: What's missing in your current space? What do you like to cook? Do you bake often? How do you shop? Talking these things over with your Woodland dealer while designing your project can help to best utilize your space and to create a kitchen that's both functional and beautiful.

EVERYDAY ORGANIZATION





## OUR COMMITMENT

*Producing fine cabinetry since 1994. Woodland strives to exceed expectations. Our mission is to produce affordable custom cabinetry that reflects your personal style and help to organize your life while creating the least impact on the environment.*

Woodland Cabinetry is committed to environmentally responsible manufacturing procedures. We are a proud member of the Kitchen Cabinet Manufacturer Association's (KCMA) Environmental Stewardship Program (ESP). The ESP certification means that Woodland Cabinetry's processes and materials adhere to strict standards set by this comprehensive green cabinetry program.

Additionally, Woodland is committed to reducing our carbon footprint by reducing energy usage, improving air quality, and reducing our waste stream.

Some examples:

- ~ Installing LED lighting to cut energy usage by 24%
- ~ Utilizing distillers to reclaim solvents and finish byproducts
- ~ Grinding up scrap wood to be used for animal bedding, reducing landfill waste
- ~ Only using low VOC stains and top coatings on our state of the art flat line finishing system

Woodland Cabinetry is committed to building community and providing friendly customer service. We are a family owned company and proud to be the number one employer in a small town in South Dakota. Our employees are our most valuable resource, producing quality products with care.

Family Owned | American Made



*Thank you for considering our products*  
Woodland Cabinetry

